




WELCOME TO TITLE 1 AWARDS NIGHT!

Let's learn about
how you can use the
Journeys website!

JOURNEYS ACCESS

Go to → <https://www-k6.thinkcentral.com/ePC/start.do>

Username: _____ Password: _____




You will need to type in your child's username and password.



- Student e-book
- Blend-it Books
- Decodable Reader
- Assignments

Why?



THIS IS WHAT WILL APPEAR.

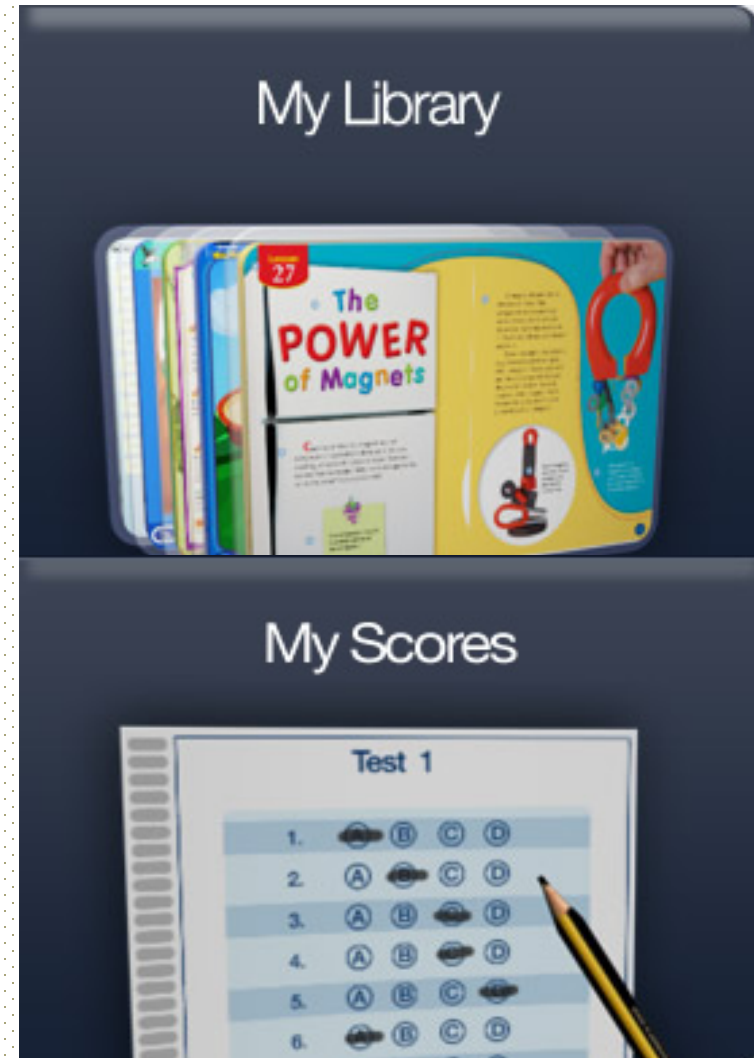


Things to Do

Access all assignments, their due dates, and status




©Houghton Mifflin Harcourt. All rights reserved.



THINGS TO DO

- **Accesses all assignments, due dates, and status**
- **You can click on the heading or any of the three items shown.**
- **“Things to Do” and “My Scores” are currently not being used by first and second grade teachers.**
- **“My Library” can be accessed/used at home.**

Click on My Library.





Click on the eBook and choose Book 1 or Book 2.



Go to the “Contents” tab on the left, and select the unit your child is on.

Then...



Select the story, and press the audio button on the left side to have the story read to your child. As the story is read, the words will be highlighted in yellow. At the end of the page, you must click on the arrow to turn it.

JOURNEYS VOCABULARY IN CONTEXT CARDS

- Contains every vocabulary word the students will learn throughout the year
- Listing of words in alphabetical order
(card # means the order the word appears in the anthology)
- Picture cards= the actual picture cards teachers use in class

STUDENT READERS


Leveled Readers

- ❖ Little books students read that go along with each story in the reading anthology.
- ❖ The books are written to match student's reading level.

Vocabulary Readers

- ❖ Little books that reinforce the vocabulary words taught in the weekly lesson.


SYMBOLS FOR LEVELED READERS




= Below Level Reader



= On Level Reader



= Advanced Level Reader



= English Language Learner


- When you click on a symbol, the book titles at this level will be displayed. You will see the book title for each lesson.
- Sidebars are available.
- Audio Option: The book will be displayed; the computer will read the story out loud while highlighting the text being read.
- “Go to Page:” This option is at the top; it allows you to type in an exact page # and go directly to that page.

MY LIBRARY

~Blend It Books

~Decodable Reader

Phonics



★ These books don't have audio, but you can print them.

JOURNEYS AUDIO HUB

This page allows the student to listen to the following books from the reading series:

- ❖ Student Book
- ❖ Write-In Reader
- ❖ English Language Learners Newcomer Audio

*The texts are not included in the Audio Hub-the student would need his/her own copy of the book to follow along.

JOURNEYS READER'S NOTEBOOK

- This is a workbook students use in school that can also be accessed online.
- The pages in this workbook correspond with weekly lessons.
- The pages reinforce the skills taught during the week.
- The online version of the Reader's Notebook contains the same sidebars/options already mentioned.

Happy Reading!

